

REPAIR COST LIST

The goal is for you to get your Security Deposit back in full by turning over a completely cleaned suite - free of garbage & dust, with all appliances, walls, floors, and furniture thoroughly wiped & cleaned - with no damage. If there are repairs needed, the below list provides an approximate charge for a variety of damages. If your suite is left in a state requiring repairs beyond regular wear & tear, you will be charged for the labour & materials to complete the repair. **Charges may be higher depending on the extent of damages.**

Soap scum on shower	\$50	Removal of items left	\$150
Water damage	\$300+	Broken bathroom mirror	\$300
Remove LED lights	\$250	Stained couch	\$50
Damaged drywall	\$30-150	Broken TV	\$250
Repaint wall(s) or ceiling	\$300	Broken code lock	\$200
Dirty stove burner inserts	\$25	Broken bathroom door	\$700
Broken cabinet door/drawer	\$200	Damaged smoke detector	\$200
Burnt countertop	\$700	Broken window	\$200

OFTEN MISSED:




how to:
Remove adhesive hook without damage

[CLICK HERE](#)

how to:
Vacuum your PTAC filters

[CLICK HERE](#)




how to:
Clean your oven & racks

[CLICK HERE](#)


how to:
Clean your bathroom fan

[CLICK HERE](#)



how to:
Clean your stove burner elements

[CLICK HERE](#)



Any links provided here are meant as a helpful resource. Please take precaution.